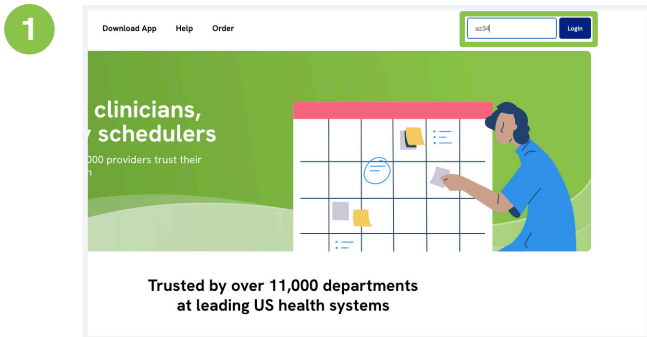



## Amion Account Set-Up with SSO

### Setting-Up & Getting Started

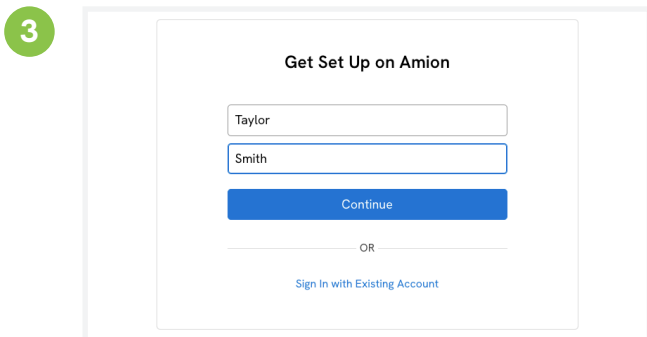
Individual Amion accounts allow you to sync information between the mobile app and the website, access your schedule faster on personal devices and help to keep contact, location, and schedule data secure for you and your colleagues.



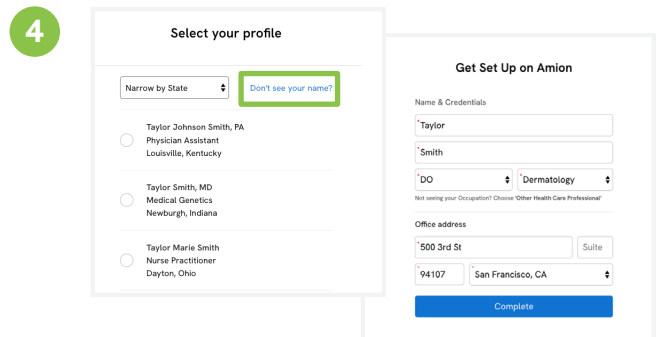
Visit [amion.com](https://amion.com) on your computer, type in your Amion access code, and click 'Login'



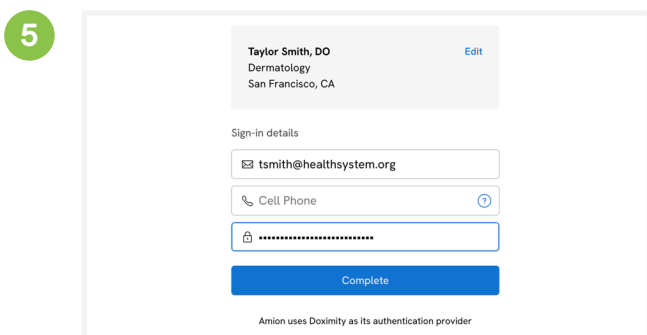
Enter your health system login credentials



Enter your first and last name then click 'Continue'.



If you see your name and profile, select it. If you don't, click the 'Don't see your name?' link, enter the requested information, and click 'Complete'



Enter your email, phone number, set a password, and click 'Complete'. That's it!

This is a one-time setup process. Future logins will take you directly into your schedule.