





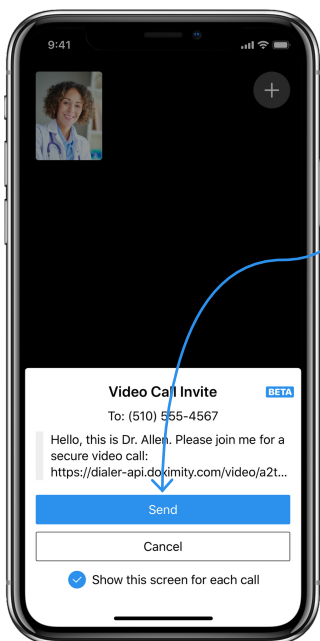
# Doximity Dialer Video Calls: Calling Patients on an iPhone



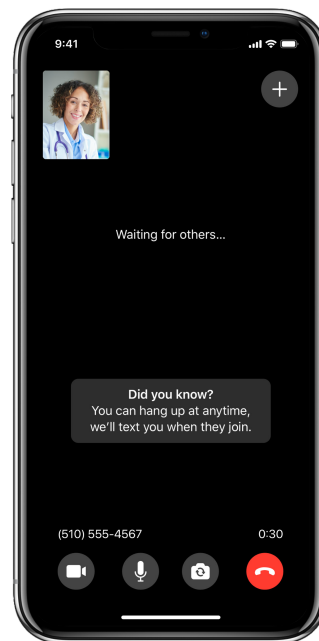
**1 Enter your patient's number in Dialer**  
Once you land on the Dialer home screen. Type in the patient's cell phone number. This is the number you'll send the video invite link to.



**2 Tap the green 'Video Call' icon to invite your patient to the call**  
If you don't see the video icon, make sure you update to the latest version of the Doximity mobile app.



**3 We'll send a text to your patient letting them know you're ready to video call**  
Before sending, you will see a preview of the auto-generated text template. Every time you video call a patient, we'll generate a new and unique private room link for you to send. Your personal number always stays private.  
**Note:** Video call links will expire 5 hours after being sent to your patient.



**4 Wait in the Video Call Room for your patient or hang up and we will text you when your patient joins the call**  
We will send your patient a text from an 882-86 number that contains a link to join the call with you. No app install will be required for the patient to join your call.