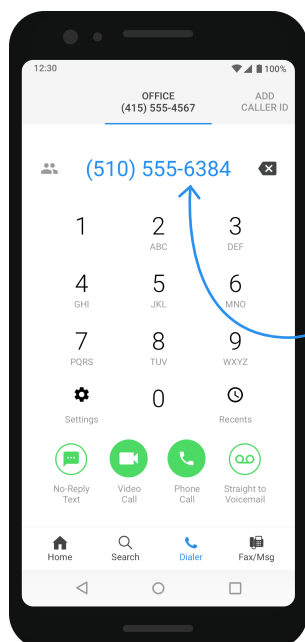


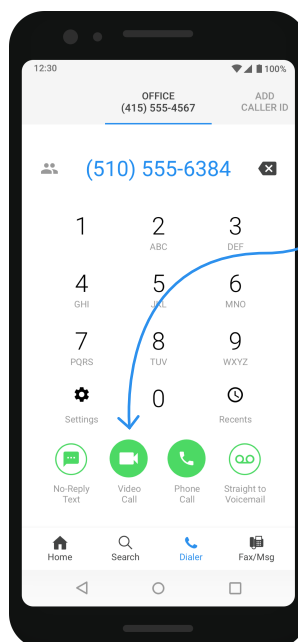


# Doximity Dialer Video Calls: Calling Your Patient on an Android



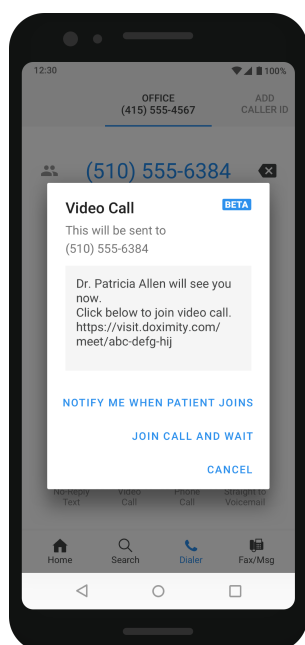
## 1 Enter your patient's number in Dialer

Once you land on the Dialer home screen, type in your patient's 10-digit cell phone number. This is the number you'll send the video invite link to.



## 2 Tap the green video call icon to invite your patient to the call


If you don't see the video icon, make sure you update to the latest version of the Doximity mobile app. If you see a grey video icon, that means we have yet to enable the feature for you.



## 3 We'll send a text to your patient letting them know you're ready to video call

Before sending, you will see a preview of the auto-generated text template. Every time you video call a patient, we'll generate a new and unique private room link for you to send.

**Note:** Video call links CANNOT be re-used. Each link will expire after 5 hours of sending. Your number will always stay private.



## 4 Join the video call when you're ready

Your patient will receive a text from an 882-86 number that contains a link to join the call. No app install will be required for the patient to join.

**Note:** We'll send you a text once your patient joins the video call.